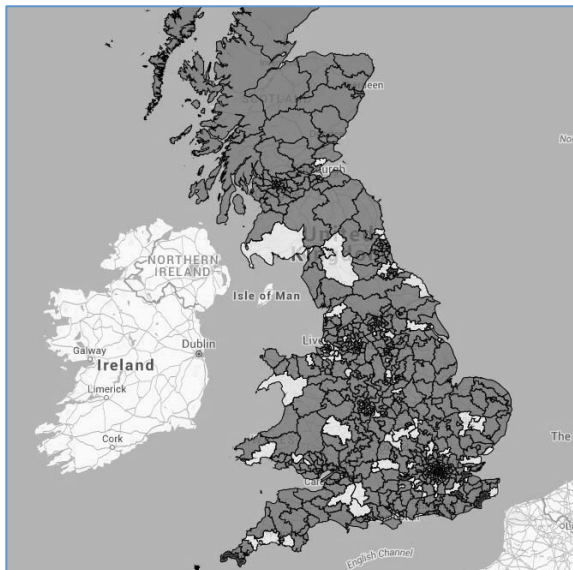
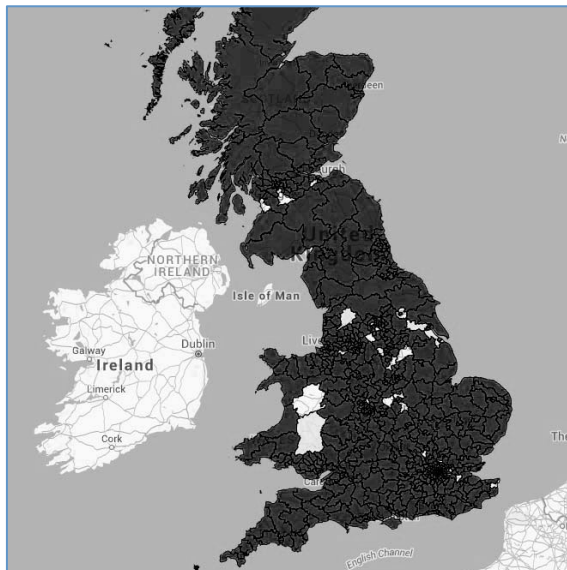


## 5. Number of Long-Term Vacancies



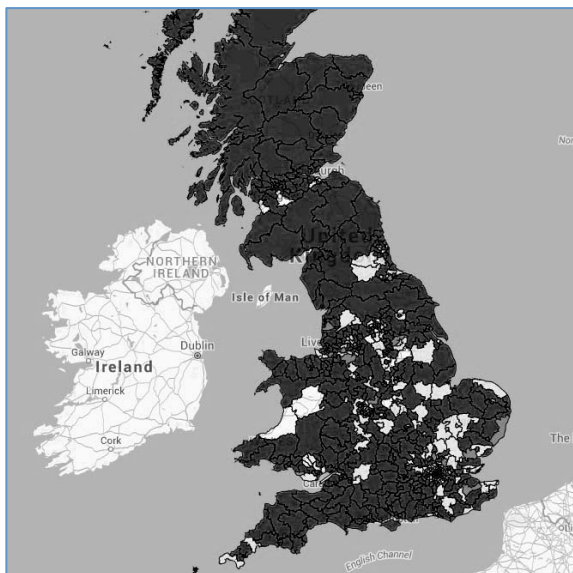
Darker colours indicate high long-term vacancy rate

## 7. Level of Demand



Darker colours indicate more demand

## 6. Locum Cover Difficulty



Darker colours indicate frequent locum cover problems

### What's the picture in Amber Valley?

Whilst individual experience may be different, the average responses for practices in Amber Valley were:

1. Current Workload – “Often unmanageable”
2. Quality of Service – “No change”
3. Financial Viability – “Weak”
4. GPs Leaving – “Retire”
5. Number of Long-Term Vacancies – “Medium”
6. Locum Cover Difficulty – “Frequently”
7. Level of Demand – “More”

### Find out more yourself and get the right help

Information in this leaflet was compiled from BMA's *Urgent Prescription for General Practice* campaign. Visit BMA's site at [bma.org.uk](http://bma.org.uk) and see the picture for yourself at [heatmaps.bma.org.uk](http://heatmaps.bma.org.uk). To get the right help for your condition, visit our single landing page at: [ivy.gs/help](http://ivy.gs/help).

Written by Dr M. Wong - March 2017 v1.02 B+W

# IVY GROVE SURGERY

## The Picture of UK General Practice



*An information leaflet  
for our patients (#2 of 2)*

[heatmaps.bma.org.uk](http://heatmaps.bma.org.uk)

[ivy.gs/help](http://ivy.gs/help)

Tel: 01773 514130

## No, it's definitely not just us!

Given our explanations of issues with General Practice, you may think we're just overstating things and it's just us having problems. You may even think we're lying!

## National Crisis in General Practice Confirmed

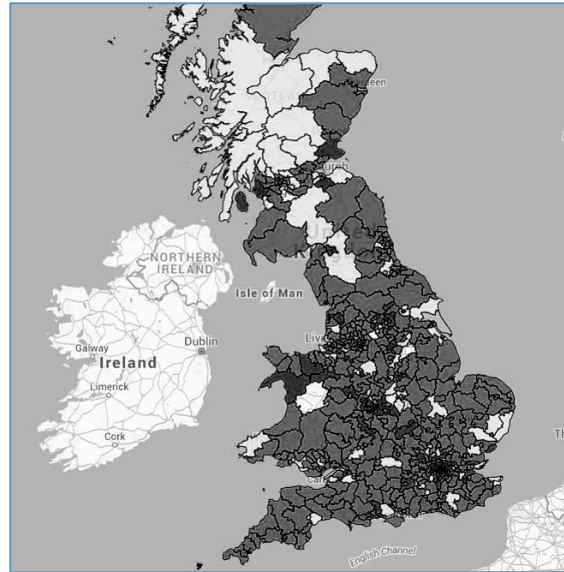
In one of the biggest surveys of General Practice, in December 2015, the BMA asked GP Practices all over the country some topical questions on their services. Over 3,000 practices responded. It's safe to say that the results are representative of what is happening in General Practice at the moment and the findings mirror the results of other surveys that have been carried out.

## Practices were asked on Key Issues...

1. How would you describe the current workload within your practice?
2. How has the quality of service that your practice is able to deliver to patients changed over the last 12 months?
3. How would you describe the financial viability of your practice over the next 12 months?
4. Do any GPs in your practice have firm plans to retire or leave General Practice within the next 12 months?
5. How many long term vacancies does your practice currently have, that you have not been able to fill for 3 or more months?
6. Over the last 12 months, how often has your practice had difficulty finding locum cover?
7. How has the demand for appointments changed over the last 12 months?

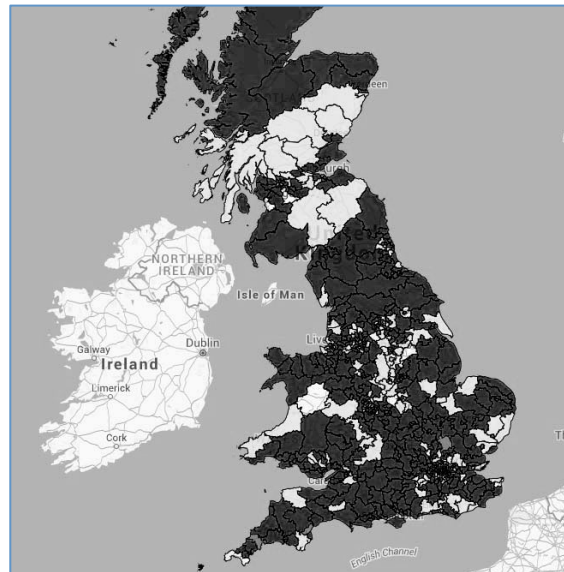
With permission, we reproduce the results of the survey here, with blue indicating a more positive response and red a negative one, along with what those colours actually mean for each image. The results are striking.

## 1. Current Workload



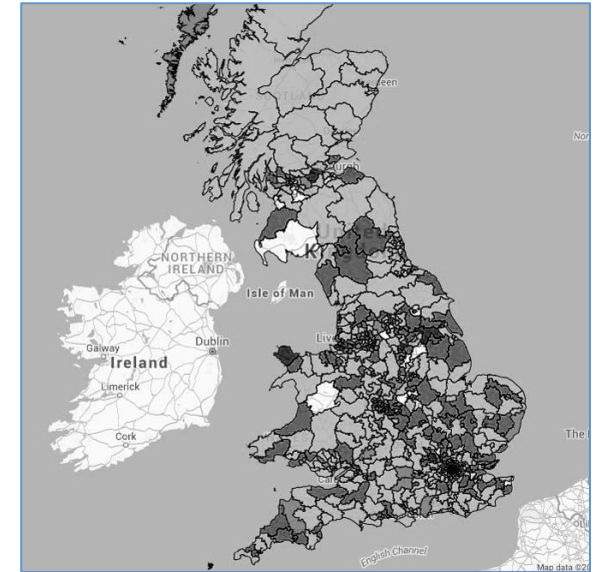
Darker colours indicate unmanageable workload

## 2. Quality of Service



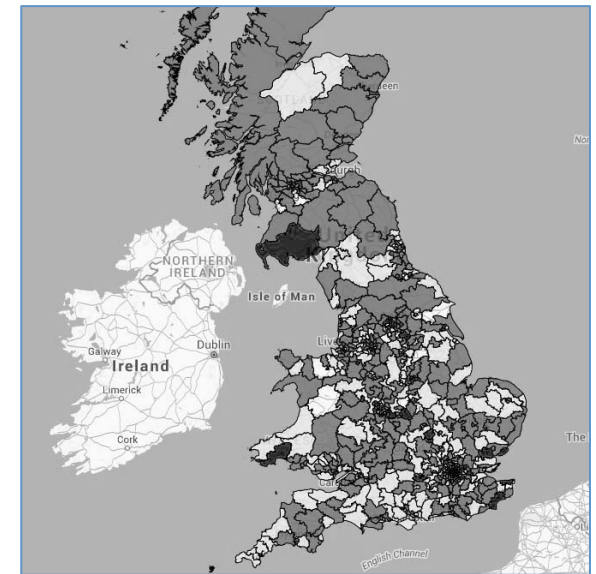
Darker colours indicate quality of service deteriorated

## 3. Financial Viability



Darker colours indicate financially unsustainable areas

## 4. GPs Leaving



Darker colours indicate more GPs leaving UK practice